CS19 PIN-OUT (P1)

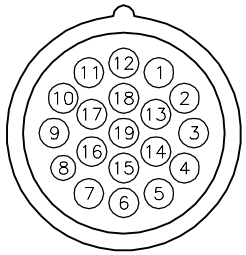

1 = PORT 1-1	10 = PORT 5-1
2 = PORT 1-2	11 = PORT 5-2
3 = PORT 2-1	12 = GROUND
4 = PORT 2-2	13 = PORT 6-1
5 = PORT 3-1	14 = PORT 6-2
6 = SHIELD	15 = PORT 7-1
7 = PORT 3-2	16 = PORT 7-2
8 = PORT 4-1	17 = PORT 8-1
9 = PORT 4-2	18 = PORT 8-2

FEMALE END VIEW (J1-J8)

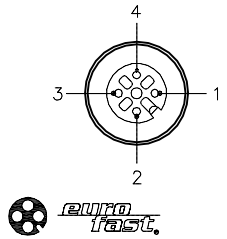

euro fast.

SPECIFICATIONS

HOUSING MATERIAL	DIE-CAST ALUMINUM ALLOY
HOUSING FINISH/COLOR	POWDER COAT/BLACK
RECEPT. HOUSING MAT'L/PLATING (J1-J8)	BRASS/NICKEL
RECEPT. HOUSING MAT'L/PLATING (P1)	BRASS/NICKEL
CONTACT CARRIER MATERIAL (J1-J8)	NYLON
CONTACT CARRIER MATERIAL (P1)	NYLON or PBT
CONTACT MATERIAL/PLATING	BRASS/GOLD (ALL)
OPERATING VOLTAGE	150 V
OPERATING CURRENT	3.0 A
PROTECTION CLASS to DIN 40050	IP 67 - ONLY WHEN ALL RECEPTACLES ARE COVERED WITH PLUGS OR CONNECTED
OPERATING TEMPERATURE	-40°C to +90°C (-40°F to +194°F)

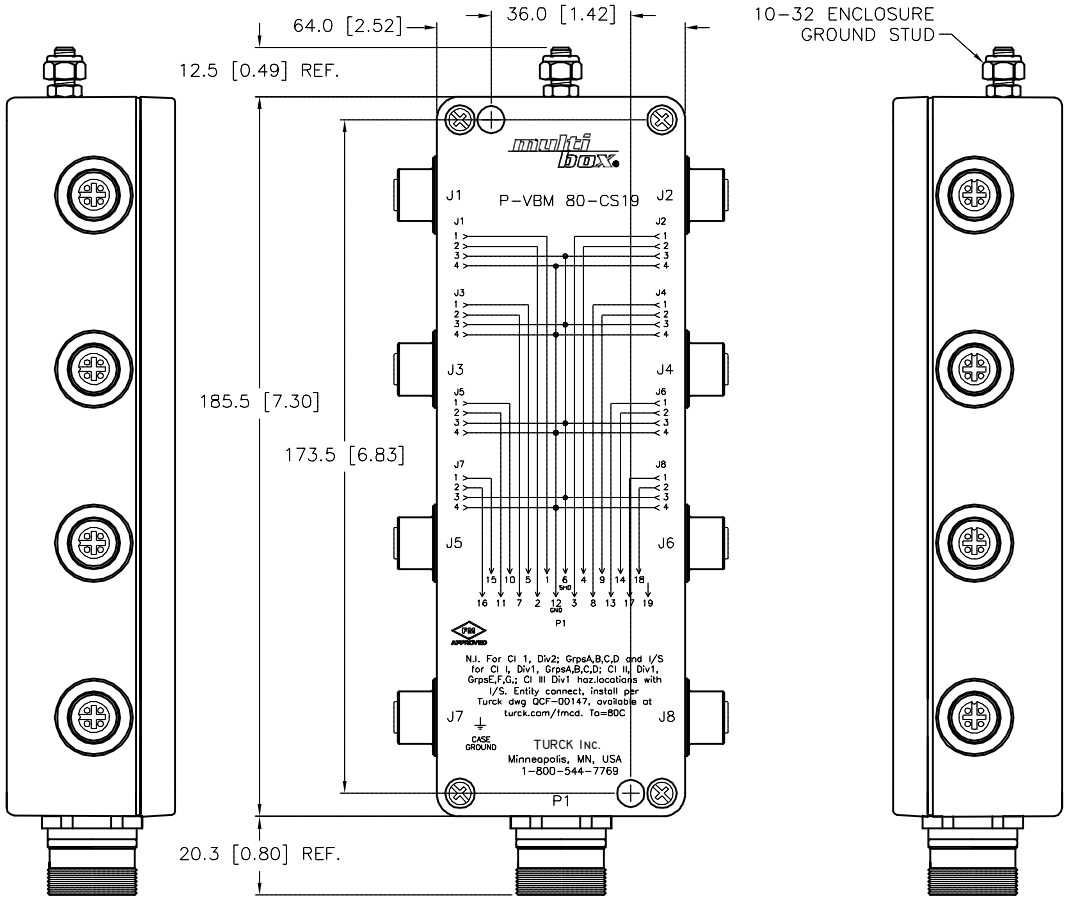

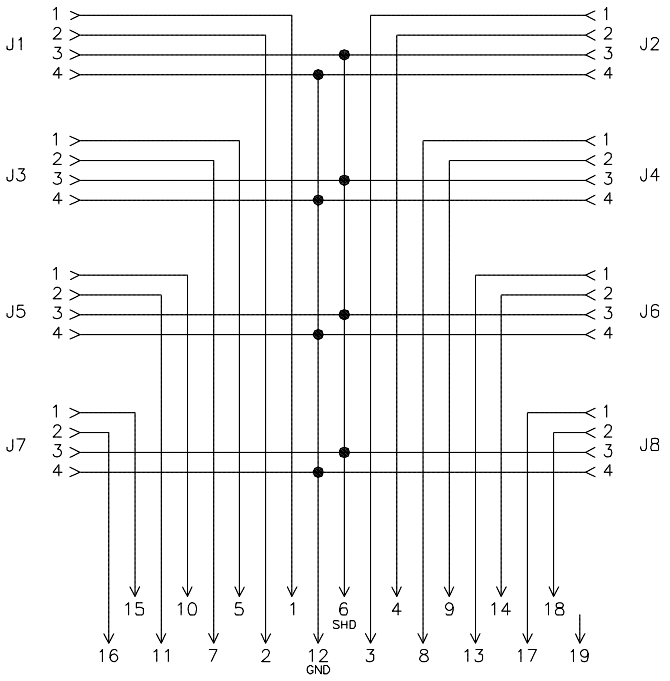

P1
WIRING DIAGRAM

SOURCE DRAWING - FOR REFERENCE ONLY

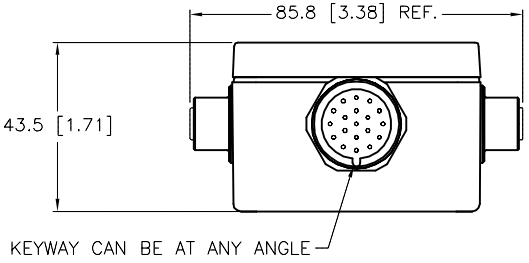

REV	DESCRIPTION	BY	DATE	ECO NO.
C	UPDATE VOLTAGE AND CURRENT RATINGS	RDS	09/09/13	43326

RELATED DOCUMENTS
1.
2.
3.
4.

MATERIAL
SEE SPECIFICATIONS

FINISH
SEE SPECIFICATIONS

3RD ANGLE PROJECTION

ALL DIMENSIONS DISPLAYED ON THIS DRAWING ARE FOR REFERENCE ONLY

CONTACT TURCK FOR MORE INFORMATION

THIS DRAWING IS CONFIDENTIAL AND THE PROPERTY OF TURCK INC. USE OF THIS DOCUMENT WITHOUT WRITTEN PERMISSION IS PROHIBITED.

TURCK INC
High Technology Sensors and Automation Controls
3000 CAMPUS DRIVE
MINNEAPOLIS, MN 55441
1-800-544-7769
(763) 553-7300
(763) 553-0708 fax
turck.com

DRFT	RDS	DATE	04/18/03
APVD	GC	SCALE	1=2.0

UNIT OF MEASUREMENT
MILLIMETER [INCH]
DO NOT SCALE THIS DRAWING

DESCRIPTION
P-VBM 80-CS19

IDENTIFICATION NO.
U0918-81

REV
C

FILE: EURO-B\U0918-81

SHEET 1 OF 1

Approved 09/11/2013, work order #46042 by J.S.